

art. 2041: ARCHIBAR-i SL150 RDM M
 art. 20411: ARCHIBAR-i SL150 M PLUG-IN
 (Monochromatic)
 art. 2042: ARCHIBAR-i SL150 RDM WB
 (White Balance)

Studio Due®
 emotion and creativity in light

Archibar SL150-i inground

The ARCHIBAR-i SL150 RDM is a new version of the Archibar line. INGROUND LED linear bar which combines aesthetic and resistance with ideal performance in a versatile projector. Waterproof and highly resistant.

RGBW and MONOCHROMATIC light source as well as in WHITE BALANCE. RDM / DMX Protocol. Optional DALI. Configuration by DRS Setup. Available PLUG-IN version. Available 900-600-300mm lenght. Manual tilt of the lighting projection at 0° - 3° - 6°.

TECHNICAL FEATURES

www.studiodue.com

ITEM	FIXTURE	[KEY features] 900mm	[KEY features] 600mm	[KEY features] 300mm
LEDs	Monochromatic	24 warm or neutral or cool	16 warm or neutral or cool On request: red, green, blue or amber	8 warm or neutral or cool
LEDs	White Balance	12 (2700K) + 12 (6500K)	8 (2700K) + 8 (6500K)	4 (2700K) + 4 (6500K)
Total light power		48W (monoch.) 40W (white balance)	32W (monoch.) 27W (white balance)	23W (monoch.) 13W (white balance)
Lumen	cool LEDs	7500 (monoch.) 6000 (white balance)	5000 (monoch.) 4000 (white balance)	2500 (monoch.) 2000 (white balance)
Optics		25° (38 mm lenses) - On request: 8°, 15°, 40°, 60°, 10°x30° - Filter 10°x60°		
Tilt		manual Tilt adjustment at 0° - 3° - 6°		
IP rate		IP67		
Power consumption		55W (monoch.) 45W (white balance)	37W (monoch.) 30W (white balance)	26W (monoch.) 15W (white balance)
Current		0,23A@230VAC 0,19A@230VAC	0,17A@230VAC 0,14A@230VAC	0,12A@230VAC 0,08A@230VAC
Voltage range		Universal 100 - 240Vac PF>0.97@230VAC		
Physical		1063x182x173 mm (900mm)	763x182x173 mm (600mm)	463x182x173 mm (300mm)
Weight		15 Kg		

Control - Setup


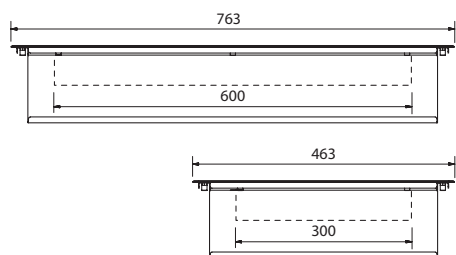
DMX 512 / RDM - RDM / DRS
 RDM Control/configuration or individually by DRS (remote control device)
 DMX or Auto mode with Master-Slave function
 Intelligent temperature control
 Halogen simulation
 Flicker-free function
 Smooth dimming function
 Available on request DALI DT6 (monochromatic) DALI DT8 (white balance)

Connections

Signal: 3 wires cable 70cm. with bare ends
 possibility to link up to 16 devices at 230V or 8 devices at 120V in chain.
 Available as accessories: Wireless DMX receiver
 Main Power: 3 wires cable 70cm. with bare ends

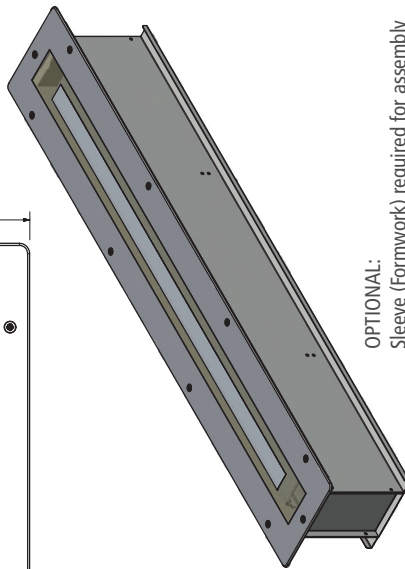
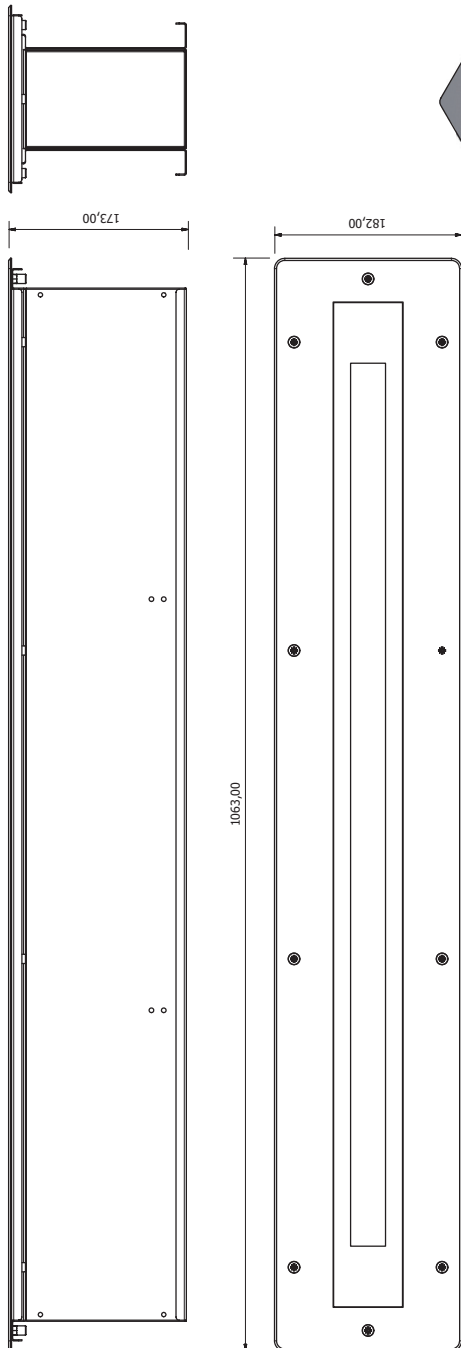
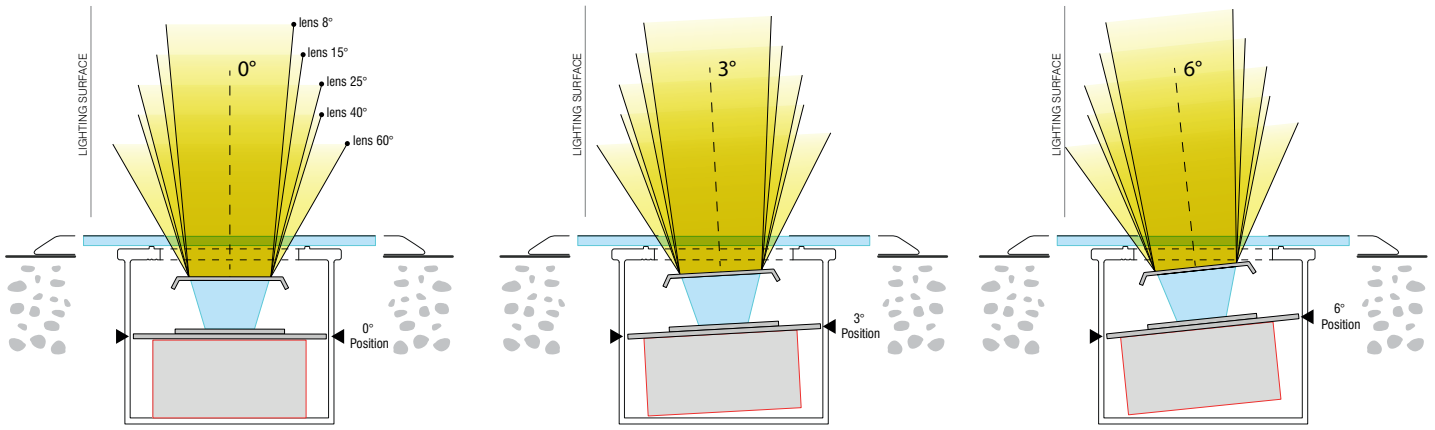
DMX channels

3CH mode, 1CH mode (monochromatic) | 4CH mode, 2CH mode, 1CH mode (white balance)



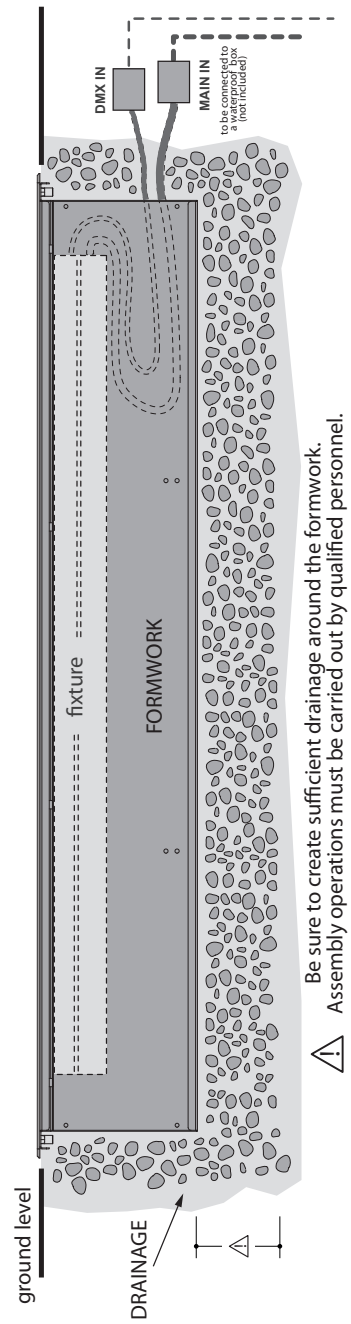
Standard version: 900mm fixture lenght
 On request: 600mm and 300mm fixture lenght





OPTIONAL:
Sleeve (formwork) required for assembly

⚠ NOT SUITABLE FOR VEHICLES
NON CARRABILE



⚠ Be sure to create sufficient drainage around the formwork.
⚠ Assembly operations must be carried out by qualified personnel.